

Introduction Check List
Intake Sample 2015

INTRODUCTION

BODY

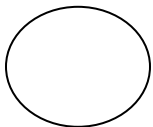
CONCLUSION

- **TOPIC Claim** : states the claim of the paragraph
- **EVIDENCE** : supports the paragraph topic with information, details, facts, et al.
- **CLOSING SENTENCE** : restates the claim of the paragraph in a new way.
- **TRANSITION** : is a bridge, a blend, from one paragraph to the next paragraph.

***Repeat for subsequent body paragraph

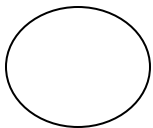
SELF REFLECTION ON WRITING

Choose **ONE** paragraph that best represents your writing and that you wish to have assessed by your teacher. Then, please do the following for this **ONE** paragraph:



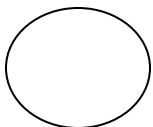
TOPIC CLAIM *underline or highlight your topic claim in yellow.* Circle the word, or words, in your claim sentence that states the paragraph claim.

What is the claim of this paragraph?



EVIDENCE *underline or highlight your evidence in red.* Circle the word, or words, that show each piece of evidence. You will have more than two evidence in each paragraph.

What are the example topics in this paragraph?



CLOSING SENTENCE *underline or highlight your closing sentence in yellow.* Circle the word, or words, in your closing sentence that states the paragraph topic.

(TRANSITION) *If you have a transition at the end of your paragraph, underline or highlight it in blue.*